



SEMAPHORE CODES

Use the instructions and codes below to send messages between our replica semaphore stations. These two stations are located on the hills above the Commandant's House and the Accountant's House. The below semaphore codes were devised by Commandant Booth, whose code book contained over 3000 codes unique to the Tasman Peninsula semaphore system.

GENERAL

- 040 Message understood
- 073 As soon as
- 192 Message complete
- 430 How many
- 1234 Ready to signal
- 1245 Signal not understood
- 1250 Repeat last signal
- 1251 Send an answer
- 757 Send, sending, sent
- 851 To arrive, arrived
- 855 To be sent
- 675 Proceed[ing]
- 2309 Urgent, urgently
- 960 When
- 961 Where
- 963 Which
- 966 Who
- 969 Why

PRISONERS ABSCONDING

- 1780 Prisoner
- 1841 Boy absconded
- 2131 Troublesome and dangerous
- 1842 Several boys have absconded
- 926 Vicious
- 930 Violent
- 1307 Prisoner has absconded
- 1308 Several prisoners absconded
- 1309 A prisoner apprehended
- 1310 All prisoners apprehended
- 1311 Prisoners armed
- 469 Irons, in irons
- 1291 Double the patrols
- 1294 Patrols on full alert
- 1291 Party of constables or military
- 1296 Have been sent out
- 1299 Fire or smoke observed
- 1301 To scour hills
- 1302 Shot[s] heard
- 1304 Send support immediately
- 2290 Search
- 2239 Identification needed

NAUTICAL

- 750 Sea, by sea
- 1138 Ship
- 1141 Schooner
- 1173 Under sail
- 1087 Boat(s)
- 1092 Strange boat
- 1094 Boat required
- 1104 Boat in sight
- 1106 Boat missing
- 1107 Boat found
- 1108 Boat swamped
- 1109 Boat taken
- 1110 Boat recaptured
- 1112 Boat going out of Heads
- 1120 Canoe
- 1122 Dingy
- 1133 Barque
- 1134 Brig

WEATHER

- 1195 How is weather
- 1196 Blowing hard
- 1187 Heavy sea
- 1201 Quite calm

PLACES

- 1225 Sydney
- 1226 Hobart Town
- 1227 Launceston
- 1228 The Settlement [Port Arthur]
- 1230 Coal Mines
- 1575 Point Puer
- 1614 Fortescue Bay
- 1621 Norfolk Bay
- 1641 Eaglehawk Neck
- 1675 Cape Pillar
- 1676 Cape Raoul
- 1695 Maria Island
- 1697 Tasman Island

DIRECTIONS

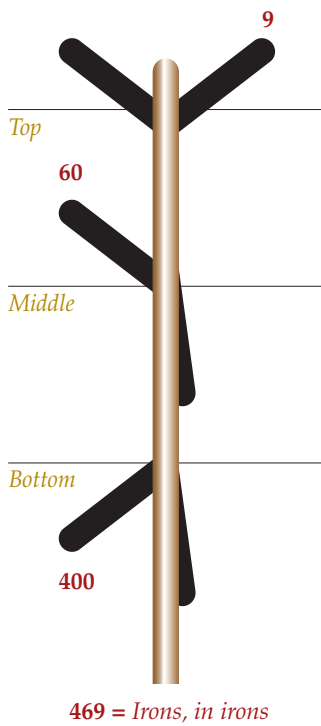
- 1208 Northerly
- 1209 Southerly
- 1210 Easterly
- 1211 Westerly
- 1212 North-easterly
- 1213 North-westerly
- 1214 South-easterly
- 1215 South-westerly
- 1219 Heading in direction of
- 1300 In the vicinity of

TIME

- 1522 After
- 1523 At what hour
- 1524 Before
- 1526 Daylight
- 1527 Dark
- 1528 Evening
- 1532 Month, next month
- 1533 Morning
- 1535 Night
- 1536 Noon
- 1537 O'clock
- 1538 Sunrise
- 1539 Sunset
- 1540 Time
- 1541 Tomorrow
- 1542 Today
- 1545 Yesterday
- 1558 Sunday
- 1559 Monday
- 1560 Tuesday
- 1561 Wednesday
- 1562 Thursday
- 1563 Friday
- 1564 Saturday

PROVISIONS

- 821 Supplies, to supply
- 691 Quantity - how much
- 1477 Bags
- 1479 Bushels (36 litres)
- 1480 Casks
- 1482 Fathoms (1.8 metres)
- 1483 Foot, feet (0.3 m)
- 1484 Gallons (4.5 litres)
- 1486 Hundredweight (51 kg)
- 1490 Inch (2.5 cm)
- 1514 Ounce (28 grams)
- 1515 Pint (0.6 litres)
- 1516 Pound (0.46 kg)
- 1324 Ammunition
- 1325 Arms (weapons)
- 1339 Blanket(s)
- 1340 Hammock(s)



- 1345 Boots
- 1346 Cap(s)
- 1351 Jackets
- 1354 Shirts
- 1356 Trousers
- 1359 Waistcoat
- 1393 Beef, cask
- 1394 Beef, fresh
- 1396 Biscuits, bags
- 1398 Cocoa
- 1400 Coffee
- 1402 Flour, bags
- 1404 Mutton
- 1405 Oatmeal
- 1407 Peas, cask
- 1408 Plums
- 1410 Pork, barrels
- 1411 Potatoes
- 1413 Salt
- 1418 Sugar, bags of
- 1419 Tea
- 1420 Tobacco
- 1422 Vegetables
- 1423 Vinegar
- 2552 Following items requested to be sent at first opportunity

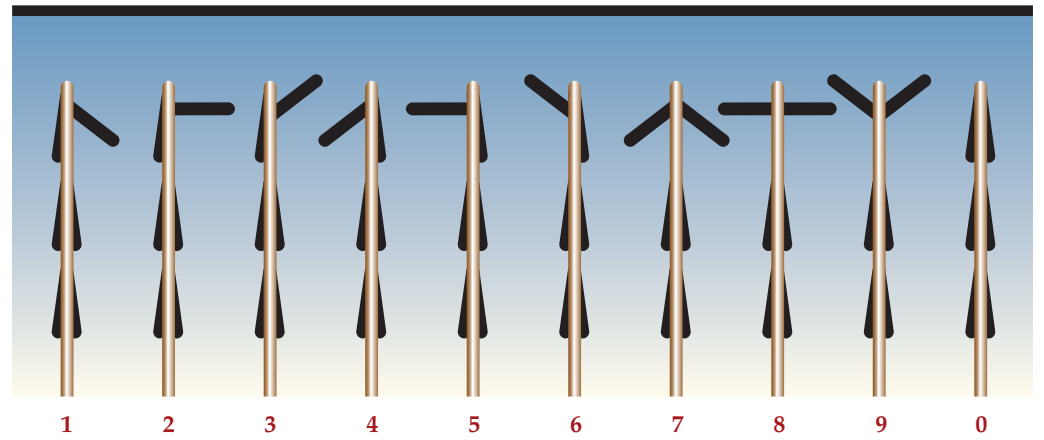
ILLNESS / INJURY

- 456 Injury, injured
- 1010 Wounded
- 2019 Pain, painful
- 1941 Amputation will be necessary
- 1817 Drowned, drowning
- 1729 Medical aid needed immediately at
- 1730 Medical officer has departed for
- 1732 Sick hammock needed at
- 1734 Serious injury has occurred
- 247 Dying, dead

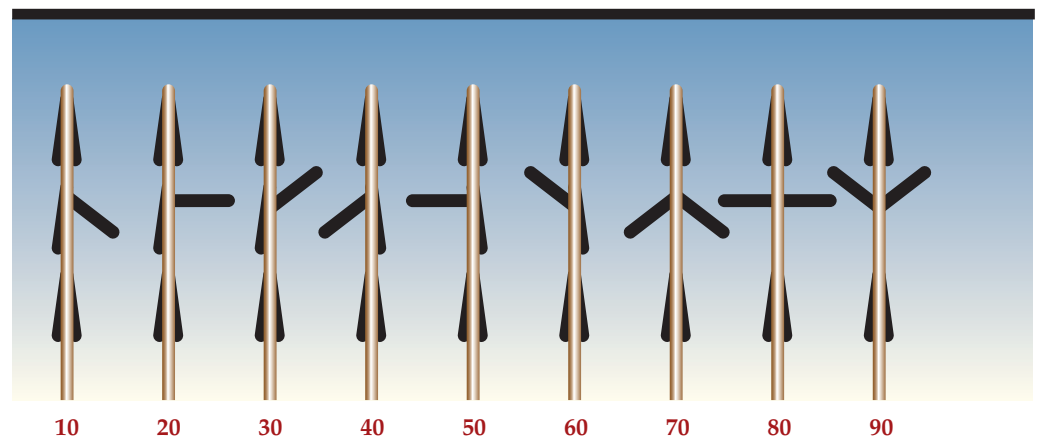
PEOPLE

- 1031 Commandant
- 1041 Storekeeper
- 1043 Engineer
- 1045 Commissariat Officer
- 1050 Military Officer
- 1051 Soldiers
- 1061 Boats Crew
- 1067 Constables
- 1076 Overseer
- 1081 Signalman

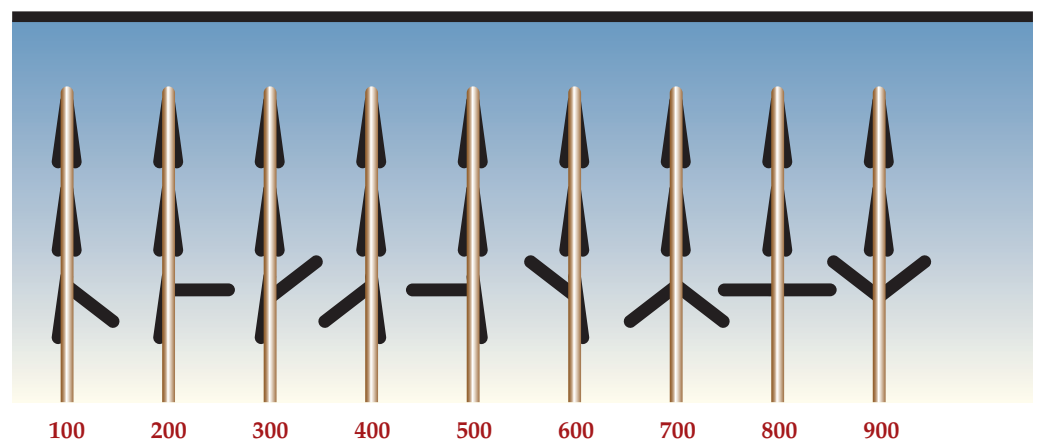
TOP LEVEL = SINGLE UNITS



MIDDLE LEVEL = UNITS OF TENS



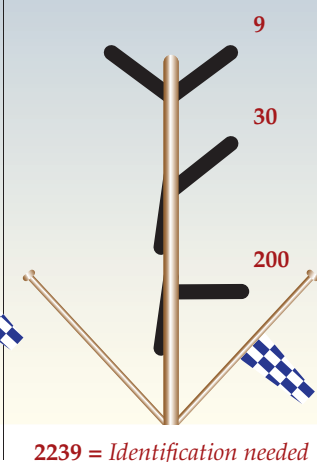


BOTTOM LEVEL = UNITS OF HUNDREDS



THOUSANDS FLAG

To show thousands, hoist the 'thousands flag' (chequered) to the end of the yard arm and use the single units to show if the number is in the 1000s, 2000s etc.

Then you can finish the code by dropping the thousands flag to half way down, and displaying the rest of the number, for example, 2239 would be sent like this:




SEMAPHORE FLAGS

The *Blue Peter* (or preparative flag) is used to indicate that communication is about to begin. The *Blue Peter* can also be hoisted to half mast to indicate a mistake. The *Tricolour* (or numerical flag) is used to indicate that a number, rather than a letter, word or phrase, is being sent.



Blue Peter



Tricolour